

6. ^1H and ^{13}C -NMR Spectral Analyses

The ^1H NMR spectra of 8-HQ and B8-HQ were measured in Tetramethylsilane using the instrument Bruker AV III NMR spectrometer. ^1H and ^{13}C spectra of pure 8-HQ and B8-HQ are shown in Figures 5 and 7-9 respectively. The structure of 8-HQ single crystal is

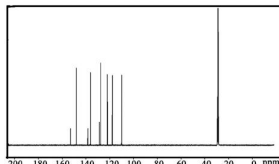


Figure 5. ^{13}C NMR spectrum of as grown B8-HQ single crystal.

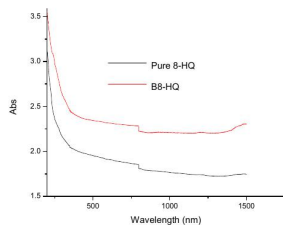


Figure 6. UV-Vis-NIR spectrum of as grown 8-HQ and B8-HQ single crystal.

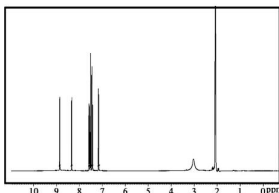


Figure 7. ^1H NMR spectrum of as grown 8-HQ single crystal.

shown in Figure 10. A slight variation in ^1H -NMR spectra is observed in the Benzophenone substituted spectra of 8-HQ. The addition of peaks centered around 7.175 and 7.160 ppm may be attributed to the incorporation of Benzophenone in the 8-HQ crystal lattice. Thus it is clear from the spectra that the characteristic functional groups of 8-HQ and B8-HQ are evident. In the ^{13}C -NMR spectra, the various functional groups in the carbon bonded network of 8-HQ and B8-HQ are shown in Figures 5 and 9 respectively. A slight variation is observed in the B8-HQ spectra. Thus it is ascertained from Figure 5, that the addition of ketone functional group is revealed in the spectrum.

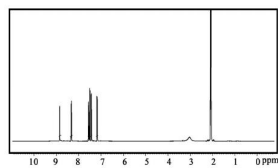


Figure 8. ^1H NMR spectrum of as grown B8-HQ single crystal.

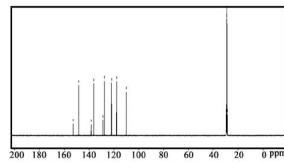


Figure 9. ^{13}C NMR spectrum of as grown pure 8-HQ single crystal.

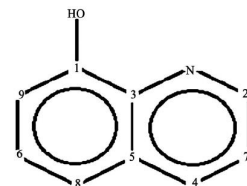


Figure 10. Structure of 8-HQ single crystal.

DOWNLOAD: <https://tinurli.com/294okn>

Download

7c23cce9bc

[hindi movie ready full movie with english subtitles](#)
[Aakhri Sauda - The Last Deal Hindi Dubbed Full Movie Download](#)
[Fetishkorea Strobelight dreamwaver resizer k](#)
[The Extraordinary Education Of Nicholas Benedict Mobi](#)
[thereaderdubbedinhindimoviedownload20](#)